

# CRADLE SIZE CHART

Select your recommended cradle size based on your favorite underwire. Be sure your chosen wire matches OR can "spring" to the indicated shape - paying special attention to the base curve.



LILYPADDESIGNS  
lingerie patterns & supply

## Underwired Sizes DD-GG



10.1 cm / 4.0"

10.9cm / 4.3"

11.7 cm / 4.6"

12.5 cm / 4.9"

13.3 cm / 5.2"

14.1cm / 5.6"

14.9 cm / 5.9"

**Print Scale**

7 inch

150 mm



**LILYPADDESIGNS**  
lingerie patterns & supply

## **Underwired Sizes DD-GG**

14.9 cm / 5.9"

15.7 cm / 6.2"

16.5 cm / 6.5"

17.3 cm / 6.8"

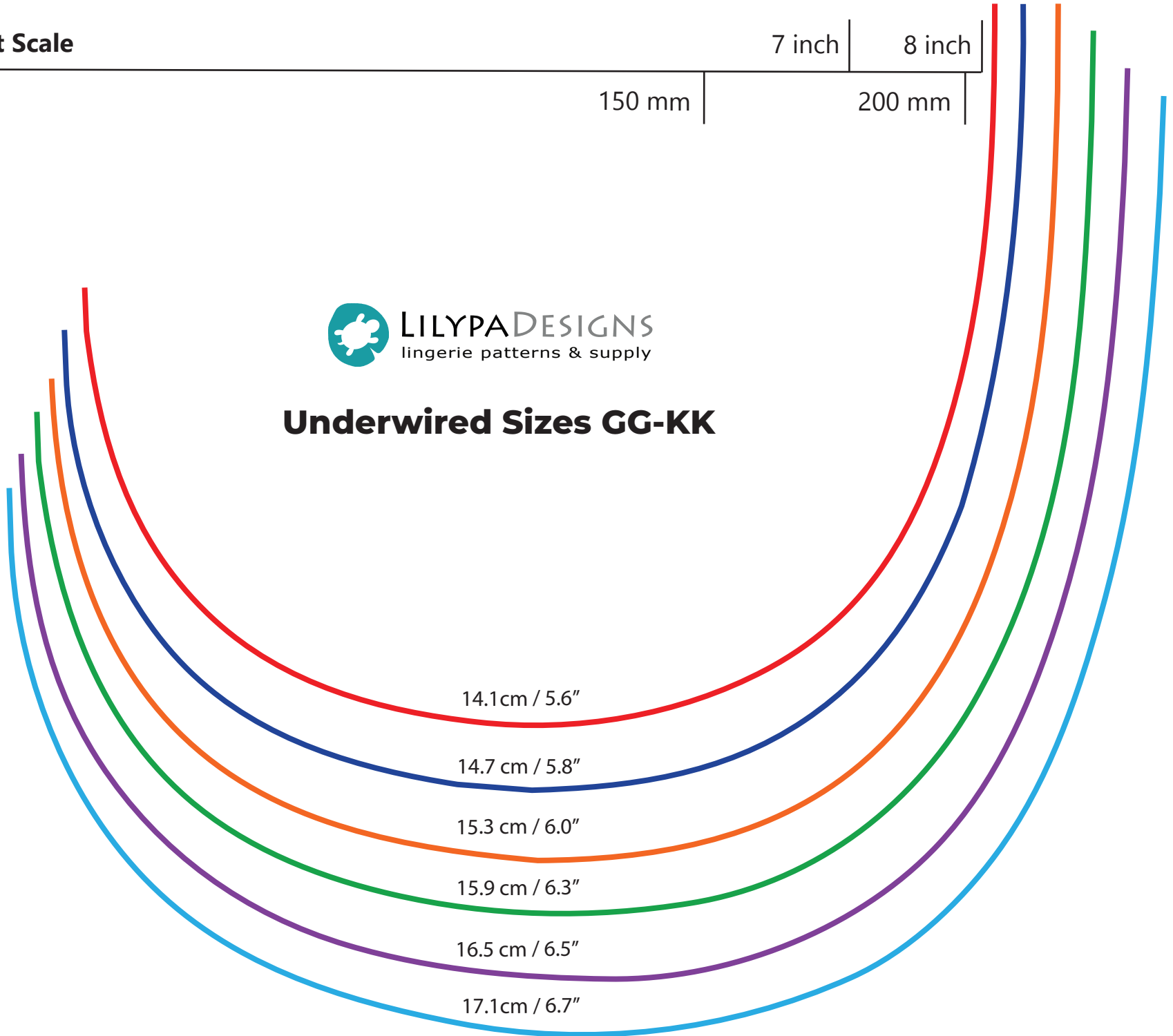
18.1cm / 7.1"

# CRADLE SIZE CHART

Select your recommended cradle size based on your breast root trace - paying special attention to the base curve and width of opening.

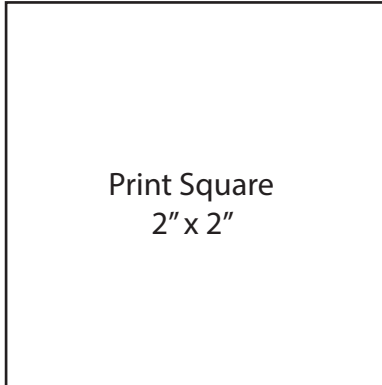
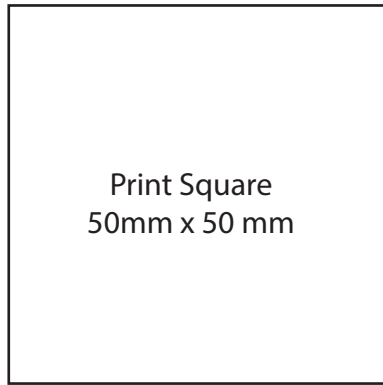


## Underwired Sizes GG-KK





## Underwired Sizes GG-KK



17.7cm / 7.0"

18.3 cm / 7.2"

18.9 cm / 7.4"

19.5 cm / 7.7"

20.1 cm / 7.9"